



Columbia Furniture

Columbia Furniture

Table of Contents

Environmental Stewardship	3	Capella Desk Series.....	40
Columbia Exclusives	4	Desk Series.....	41
Omnia Series.....	6	Dura-Fold Series	44
Omnia XL Series.....	11	Dura-Fold Tables and Chairs	45
Collaborative Learning Series.....	12	Nesting Series	46
Omnia Combo Series.....	14	Stacking Series.....	47
Omnia Tablet and Lab Seating	15	Gathering Table Series	48
Silhoflex Series.....	17	Puzzle Table Series	50
Silhoflex Combo Series.....	20	Computer Series	52
Silhoflex Tablet and Lab Seating.....	21	Planner Series	57
Hard Plastic Series	22	Pneumatic Series	58
Lab Seating.....	25	Cafateria Table	59
Mobile Series	26	Teacher's Desk Series.....	60
Combo Series	30	Activity Tables.....	62
Classic Comfort Series	35	Galaxy Series.....	64



Environmental Stewardship



Plating

Our award winning state-of-the-art plating line is the first and only 100% closed loop plating operation within our industry. Exterior nickel chrome plating achieved via a comprehensive multi-stage cleaning and etching process prior to a chrome over nickel plating finish.



Painting

All Columbia product calling for paint is applied using our powder coat process, a completely environmentally sound method resulting in a textured finish of pure epoxy blend resins that FAR exceeds standard powder coat finishes.



Recycling

In addition to company wide recycling efforts in our manufacturing and packaging processes, we are proud of our partnership with a local company that converts all our waste wood and paper products into fuel cell cubes that replace coal in power generator plants.

Columbia's stewardship initiative has been a part of our culture for years. With a corporate history dating back to 1877, we are acutely aware of our impact on the community we live in and the communities we serve. Our commitment to sustainability through recycling is mirrored in the products we make, the manufacturing processes we utilize and the fundamental core values of our company. The following outlines some of our environmental achievements:

- Elimination of 100% of all V.O.C.'s with our painting operation that is 100% powder coating.
- Reduction of water usage from 150,000 gallons/day to 3,000 gallons/day.
- Using 100% recycled wood flour in hard plastic seats, backs and tops.
- Using up to 25% recycled post industrial products in soft plastic components.
- Recycling 100% of excess wood products and pallets.
- Recycling 100% cardboard and paper products.
- Recycling 100% of scrap steel.
- Recycled wood and paper products are converted to fuel cell cubes replacing coal in power generator plants.

Scientific Certification Systems - Setting the Standard for Sustainability™

SCS – the Leader in Environmental Certification

Scientific Certification Systems (SCS) is a global leader in independent certification and verification of environmental, sustainability, stewardship, food quality, food safety and food purity claims.

For more than 25 years, SCS has developed internationally recognized standards and certification programs in pursuit of the highest level of environmental performance and social accountability.

Indoor Advantage™ Gold Certification

SCS Indoor Advantage Gold certification is applicable to furniture systems, seating and components, paint, wall coverings, doors, casework, coatings and sealants, and insulation.

SCS Indoor Advantage Gold certification requires ANSI/BIFMA M7.1-2007 and/or CA 01350 product emissions testing, ensuring products meet North America's toughest limits for indoor air emissions for the built environment. This program also requires on-site audits of the manufacturing facilities, and a complete review of the manufacturer's quality control system and procedures.

SCS Indoor Advantage Gold certification is used to inspire confidence in architects, consumers, manufacturers, regulators, suppliers thus proving that SCS-certified products consistently meet rigorous indoor air quality emissions requirements.



INDOOR ADVANTAGE GOLD
FURNITURE



Columbia *Omnia* Exclusives



Shell

Lumbar Support

Contour Design

Frame Attachment
Omnia Glide

Omnia Shell

At the heart of our Omnia line is our contemporary styled seat shell of double walled copolymer material for superior durability and strength while providing an "air cushioned" feel. **Made in the U.S.A.**

Lumbar Support

Long-term comfort and proper posture is the key ingredient to proper lumbar support found in our Omnia shell while providing back flex to enhance seating comfort.

Contoured Design

Waterfall front edge reduces leg pressure enhancing leg circulation. Soft curves and "wing" design offers superior support and comfort while eliminating tailbone pressure.

Frame Attachment

Our self locking frame and shell design is secured with four concealed high-density brackets held in place with multiple screws per bracket. Nylon brackets also serve as no mar bumpers when chair is stacked on desktop.

Omnia Glide

Our exclusive "no tip" rear leg extension of steel features our unique glide with thermo plastic rubber material fused on the bottom and wraps around end of glide to prevent floor damage.

Columbia offers a wide array of glide options for our Omnia cantilever desks and chairs. Shipped standard with our TPR (Thermo Plastic Rubber) glide on rear and armor glide on front. Glide options shown on page 3.



Columbia Exclusives

Fabrication

With over 134 years of experience in building frames, we understand how to optimize the strength and structural integrity of steel tubing. From the use of mandrel bending process, which achieves a bend that is superior in strength to press bends to frame design with parallel tubing and all exposed intersecting tubes contoured and hand brazed 360° create frames unmatched for strength and durability.

Finishes

Columbia frame finishes are not only attractive but are extremely durable and applied using our award winning environmentally sound processes. Highlighted by our state-of-the-art plating line, our exterior grade nickel chroming process provides a luxurious gleaming finish while recapturing and recycling all usable water and chemicals. Our Spec Flek® powder coat process FAR exceeds standard formulas with the use of epoxy resins resulting in a finish 17% thicker than others with very high mechanical properties.

Book Bag Hook

Columbia's patented book bag hook is standard on several furniture models and optional on any of our combination units. Designed to allow book bags to hang neatly upright allowing for accessibility while keeping book bags out of aisles, eliminating potential tripping hazards.

All of our frames and book boxes are finished with our environmentally friendly, award winning finishing processes.

Columbia's exclusive "see-thru" book box offers the largest seamless book box on the market to date. Our unique perforated design allows visibility of contents by both student and teacher. Design also allows for ease of cleaning and less maintenance.

Solo Series

Built for strength, durability and corrosion resistance


Our exclusive tip formulation is 47% more dense than standard glide material. Combined with its unique "plow" design, it performed with significantly less floor markings in tests, at up to 5 times the cycles.

Documented results show that Columbia's new Armor II glide is 28% quieter than the industry standard nylon and steel glides.

Armor II glide recommended for VCT floor and our Armor Glide for carpeted floor.

Tested and proven to:

- Outperforms all other glides in reducing or eliminating scratches and marring on VCT tile floors.
- Reduce noise levels in classrooms associated with moving chairs and desks.
- Prevent accidental removal of glide by using a high shoulder design along with case hardened steel internal gripper.
- With a 40° swivel base, provides greater stability than standard glides at only 25°.
- Repel wax, detergents, soil, and water because the tip incorporates special lubricant release agents.



Fabrication



Finishes



Felt, TPR, Armor II, Steel glide options

Lift Lid Hinge

Our patented lid support allows tops to open well over 60° for easy access to books. Reinforced with an 18 gauge full width piano hinge.

Color Choices

Offering more color options than anyone else in the industry, many exclusive to Columbia. Choose from 14 standard seat and back colors *plus* 7 Designer Choice colors, 18 Book Box colors, 7 top colors, 12 frame finishes, 20 soft plastic colors, 12 table top colors and 9 table molding colors. Only Columbia offers you so many choices.

Book Boxes

Columbia is proud to offer the largest steel book box on the market to date. Over 200 cu. inches larger than others on the market, our deep drawn 20 ga. steel book box is offered as an open to view or a lift lid book box. Also available in our exclusive "see-thru" design, which provides security and ease of maintenance features without compromising quality.

Columbia offers a wide array of glide options for our Omnia cantilever desks and chairs. Shipped standard with our TPR (Thermo Plastic Rubber) glide on rear and armor glide on front. Choose options of steel, felt or TPR. Armor (nylon) glides on front and rear recommended for carpeted floors.

Ganging Feature

Our Dura-Fold folding chairs with their unique design offers numerous safety features built into the product including our patented integral ganging feature manufactured into our heavy duty frame.

Ergonomic Design

Student comfort and performance is the criteria behind our ergonomically designed polypropylene shell found on our Classic Comfort line. Our Omnia and Silhoflex lines offer the ultimate in comfort and ergonomics with seating that provide flex while encouraging good posture.

Columbia *Omnia* Series



1888 Omnia Chair

Omnia

Our premier line of classroom furniture is fashion forward and elegant yet practical. Affordably priced and packed with superb styling and durability. Omnia classroom furniture “has it all!”

1888 Omnia Cantilever Chair

Our cantilever chairs combine aesthetic sophistication with product durability. Double walled, ergonomically designed shell offers maximum comfort along with rugged steel frames for durability and structural integrity. Chair is designed to easily stack on desks and is available in three popular sizes, 18”, 16” (**1886**) and 14” (**1884**).

Full steel sled base support rails with steel extensions to prevent tipping. Exclusive glide on rear to prevent marring or damage to floor. Available in chrome or seven SPEC-FLEK®, epoxy powder coat finishes.



1888 18” Omnia Frame



1886 16” Omnia Frame



1884 14” Omnia Frame



Omnia

Columbia *Omnia* Series



1898

1898 Omnia Four-Leg Chair



1899



R1899 Rocker



1899



1878 stacking capability of 10 high

1878 Omnia Stacking Chair

1898 Omnia Four-Leg Chair

Omnia offers superior upper back and lumbar support with back flex for added comfort. Our traditional four-leg design frame maximizes stability and blends perfectly with new or existing furniture. Offered in 18" (**1898**), 16" (**1896**) and 14" (**1894**) size chairs. Choose from 20 decorator shell colors and 12 frame finishes. (Color may vary slightly from printed samples.)

When book storage is a must, our Omnia (**1899**) chair is the answer. Bookrack with the added booksaver feature prevents books from sliding out. Its unique design discourages use as a footrest. Chairs (**1899**) are stackable four high.

1878 Omnia Stacking Chair

Our new Omnia stacking chair is designed to optimize student comfort, styling and stackability. Chair provides exceptional durability and comfort.

Stacks 10 high and is available in 18" (**1878**), 16" (**1876**) and 14" (**1874**) heights. Choose from 12 decorator shell colors. Available in chrome only.

2873 Caster Chair 13", **2875** Caster Chair 15", **2877** Caster Chair 17". All purpose casters are designed for VCT floors or carpet.

2899 Caster Chair Double wall, equipped with four compression casters and book storage basket. **2898** Teachers Chair Mobile with armrest

R189 18" Rocker Our *traditional four-leg design* has been converted to a rocker! Omnia Rocker offers superior upper back and lumbar support with back flex for added comfort. The frame maximizes stability and blends perfectly with new or existing furniture.

Columbia *Omnia* Series



2873 Omnia Caster Chair

2899 Omnia Basket Chair

2873 Omnia Caster Chair
















Our new Omnia stacking chair is designed to optimize student comfort, styling and stackability. Chair provides exceptional durability and comfort.

Available in 13" (2873), 15" (2875) and 17" (2877) heights. All purpose casters are designed for VCT floors or carpet.












2899 Omnia Basket Chair

Double wall, blow injection molded, modern design with ergonomic wrap around back and lumbar support. Equipped with four compression casters and book storage basket.

Soft Plastic

	Raven		Celery		Cobalt		Khaki
	Midnight		Grape		Caribbean Blue		Teal
	Jazzberry		Almond		Slate		Graphite
	Pumice		Ruby		Lime Green		Terakhata
	Butter		Envy		Harvest Orange		Green Apple

Frame Finish

	Chrome		Emerald Stone [†]		Rubystone [†]		Bluestone
	Platinum		Sandstone [†]		Titanium		Champagne
	Black Diamond [†]		Granite [†]		Chocolate [†]		Gold Vein

[†]Spec Flek



3937 Cantilever C-Frame Desk



3951 Cantilever Desk with Clear Book Box



3968 Adjustable Solid Book Box

3937 Omnia Cantilever C-Frame Desk



3960 Omnia Adjustable Desk

3951 Cantilever Desk with Clear Book Box

A cantilever frame design with options of metal book box, clear book box or a wire basket. Frame is made of 1 1/4" 14 ga. CR steel and Columbia exclusive 360 brazed-on foot extensions that provides optimum stability. Tops available in hard plastic or HPL, in sizes 22x26" or 24x30".

Omnia Cantilever Desk

No matter what type of furniture is favored, it has to offer comfort, function and efficiency to the person using it. All these requirements are taken seriously in our Omnia line of chairs and desks. Style, ergonomics and durability describes our cantilever desk that compliments our chairs. Available in 30" (3951), 27" (3956) and 24" (3954) fixed height sizes. Optional "see-thru" book box or wire bookbasket is available.

Clear Book Box

Columbia's exclusive clear "see-thru" book box is available on all Omnia desks. It is made of durable ABS plastic allowing visibility to all contents. The soft curves match the radius on the frame and top providing a clean, contemporary look.

(3968) solid box – adjustable 25" – 34".

Cantilever Desk and Chair

Omnia desk and chairs give the benefit of comfort and ergonomics without sacrificing durability. Our frames provide outstanding strength while adding a touch of elegance to any classroom. Desks and chairs are designed to nest together.

Omnia Four-Leg Desk

Flexibility describes our four-leg Omnia desk available in 30" (3961) fixed height or adjustable 22" - 29" (3960). Also available with our exclusive clear see-thru ABS book box in 30" (3921) or adjustable 22" - 29" (3920) and wire book basket in 30" (3941) or adjustable 22" - 29" (3940). Optional MDF top shown on page 7 is available in hexagon or octagon configuration. Hexagon 6' radius seats six. Octagon 7' radius seats eight.



Models with clear book box:
30" 3911, 27" 3916, 24" 3914.



3951 desk, 1888 chair

Omnia XL Series



3972

3973 Omnia XL Desk



3982



3983 shown with modesty panel



3983 Two Student Desk

3982 Omnia XL Desk

Omnia XL Desk (Cantilever)

Our Omnia XL Cantilever desk features a heavy duty frame with a standard 22" x 26" hard plastic top. Available as a study top desk (3971) or choose option of book storage with our ABS clear book box (3972) or custom wire book basket (3973). Optional 24" x 30" hard plastic top available.

Omnia XL Desk (Pedestal)

When adjustability is needed, our Omnia XL pedestal style desk with oversized 22" x 26" top is the answer. Desk adjusts from 22" to 31". Available as study top (3980) or book storage options with our ABS clear book box model (3981) or wire book basket (3982). Optional 24" x 30" hard plastic top available offering 66% more space than traditional 18" x 24" tops.

Omnia Two-Student Desk

For cooperative learning, our 3983 Omnia two student desk is ideal with 24" x 48" top with HPL top and bottom. Available with ABS clear book box (3984) or wire book basket (3985). Additional sizes available. Laminate and edge colors shown on page 30. Optional modesty panel available. 30" fixed height desk available.


Hard Plastic Desk Tops






HPL Tops




Edging



Frame Finish



MDF Tops



†Spec Flek
*Subject to upcharge

Collaborative Learning Series

Collaborative Learning

Traditional classrooms can be improved by using furniture that can be configured in a number of ways. Our new desks offer flexibility supporting varied teaching and learning styles accommodating individual and group instruction encouraging collaboration.

Whether your criteria calls for formal or informal cooperative learning environments; Columbia has the solution. Choose from a wide variety of desk styles, fixed heights or adjustable and the industries largest selection of top sizes, shapes and colors.




From elementary schools to adult learning, Columbia has the furniture that gives educators the flexibility they need in today's classrooms.

Hard Plastic Desk Tops

	Sand
	Mahogany*
	Light Gray
	Brushed Silver
	Oak*
	Charcoal
	Maple*
	Wild Cherry*

* Subject to an upcharge.

Frame Finish

	Chrome
	Platinum
	Black Diamond†
	Emerald Stone†
	Sandstone†
	Granite†
	Rubystone†
	Titanium
	Chocolate†
	Bluestone
	Champagne
	Gold Vein

†Spec Flek



Available with galaxy leg

3688 shown with casters and basket

3650 Study Top 3-Leg Desk

3-Leg Desk

Whether the need is for individual, group collaboration or teacher centered classroom environments; our tri-cornered desk is the solution. Offering a fully welded frame with stretcher support tube and full 5/8" thick hard plastic top; it is designed for dependability with flexibility. Available as study top or choose our ABS clear book box or wire book basket when storage is needed. Available 30" fixed height (3683) or adjustable 22" - 31" (3650). Optional book bag hook available.




ABS Book Box available on Collaborative Series:

- Adjustable 3660, Fixed Height 3684
- Adjustable 3860, Fixed Height 3869
- Adjustable 3890, Fixed Height 3899



Wire Basket available on Collaborative Series:

- Adjustable 3670, Fixed Height 3685
- Adjustable 3870, Fixed Height 3879
- Adjustable 3900, Fixed Height 3909





3850 Adjustable Hexagon Desk

3880 Adjustable Octagon Desk

Columbia's collaborative series desks features our durable hard plastic tops or choose optional MDF tops. Mounted to our rugged steel frames that are designed to allow additional seating at individual desks. Group 3 desks for half circle or 6 desks in a full circle that takes only 6' radius. Available as study top with options of ABS clear book box or wire basket.

Adjustable 22" - 31" **(3850)**, with ABS book box **(3860)** or wire basket **(3870)**. Fixed height 30" **(3859)**, with ABS book box **(3869)** or wire basket **(3879)**. Optional book bag hook available. **(3853)** Hexagon sit/stand.

Offering similar design, our octagon desk offers a grouping of 8 desks in only a 7' radius. Features curved spreader welded to 1 1/8" legs for maximum strength. Flexibility allowing classroom arrangements from single desks, 4 students desks or 8 desks providing a great solution to cooperative learning.

Available as adjustable 22" - 31" **(3880)**, with ABS book box **(3890)** or wire basket **(3900)**. Fixed height 30" **(3889)**, with ABS book box **(3899)** or wire basket **(3909)**. Optional book bag hook available. **(3883)** Octagon sit/stand shown above.



Omnia Combo Series



Exclusive Book Bag Hook

5578 Omnia Dual Entry



5558 Omnia Combo

Omnia Dual Entry Desk

We've combined the contemporary styling of Omnia with our best selling dual entry combo. Engineered for comfort and ergonomics, our new sled base combination is undeniably the best built and strongest with full seat support and top support with our exclusive "K" brace. Available with a basket (**5588**). Includes our exclusive book bag hook.

Ideal for upper grades, high schools or colleges, allows easy access from either side and keeps classrooms neat and tidy. Flat top design for easy ganging/clustering options.

18"x24" or 19"x26" hard plastic tops are standard in choices of eight finishes. Frames are available in 12 finishes shown on this page with a choice of 20 designer shell colors.

Hard Plastic Desk Tops

	Sand		Oak*
	Mahogany*		Charcoal
	Light Gray		Maple*
	Brushed Silver		Wild Cherry*













* Subject to an upcharge.

Omnia Combo

When space, comfort, style and durability are the criteria, Columbia offers the solution. Our Omnia combo features a copolymer shell with unmatched ergonomics and lumbar support promoting proper posture. Available with a basket (**5568**). Desk top color options shown on opposite page.







Flat top design for easy ganging/clustering options.

Frame Finish

	Chrome		Rubystone†
	Platinum		Titanium
	Black Diamond†		Chocolate†
	Emerald Stone†		Bluestone
	Sandstone†		Champagne
	Granite†		Gold Vein

†Spec Flek

Soft Plastic

	Raven		Celery		Cobalt		Khaki
	Midnight		Grape		Caribbean Blue		Teal
	Jazzberry		Almond		Slate		Graphite
	Pumice		Ruby		Lime Green		Terakhata
	Butter		Envy		Harvest Orange		Green Apple

Omnia Tablet and Lab Seating



MDF Top



Maple

* Other options available upon request.

Columbia Manufacturing has been awarded **Indoor Advantage™ Gold** certification for indoor air quality - the most rigorous air quality standard in the U.S.



8878 Omnia Tablet

Designed to make the most of classroom space, our large tablet chair features our unique twin bar loop supporting our MDF top in maple. Plenty of room for a laptop. Available with a bookrack **(8888)**. Choose from 20 designer choice shell colors and 12 frame finishes.

Columbia offers a durable, fashion forward, high quality product that has endured stringent testing and has been proven in educational installations across the United States. Columbia's classroom furniture products are scaled to fulfill the needs of elementary, high school and college markets.



2240 Omnia Computer Chair

Today's learning environment requires seating with individual comfort and everyday durability. Whether your needs are for the office, classroom or technology centers, our new Omnia computer chair is ideal for teachers or students. Our attractive, ergonomically designed shell is mounted to a pneumatic cylinder and five-star base. Adjusts 15" - 20". All-purpose casters are designed for VCT floors or carpet.



2250 Omnia Lab Stool

Featuring our exclusive Omnia double wall polypropylene shell, integrated chrome foot ring and five star base; our lab stool is ergonomically designed for comfort and durability. Adjusts from 20" - 30" with nylon bell glides standard. Shell colors shown on page 10.



1881 27" Sit/Stand with swivel

1887 27" Sit/Stand Cantilever

1897 Omnia Sit/Stand Stool

Our fixed height 27" Sit/Stand stool offers unsurpassed comfort, style and dependability. Foot ring is welded to all four legs for optimum strength and is ideal for science, art rooms or teacher lecture seating. Shell colors shown on page ten. **(1895) 24"**



SilhoFlex

Columbia *Silhoflex* Series



1558



1544



1558



1552 18" with basket



1558

1558 Silhoflex Chair

Silhoflex

- Incredibly Strong and Durable
- Ergonomically Designed for Comfort with Lumbar Support
- Ribless Shell Design

Sizes

1544 - 14", 1546 - 16", 1558 - 18"

1558 Silhoflex Stacking Chair

Silhoflex seating features a durable polypropylene shell with anti-static surface and a lumbar support system which forces proper posture reducing fatigue. This seat was designed with waterfall and is contoured for optimum posture, comfort and flexibility. For maximum support, the shell rests directly on frame, which is made with 1" and or 1 1/8" diameter and between 18 and 16 gauge steel tubing, with 16 gauge mounting brackets.

Back of shell is attractive, ribless and easy to clean, attached with four concealed steel rivets. Stacks up to 20" high to save space.

Soft Plastic



Navy
Ruby
Slate



Lilac
Butter
Green Apple




Jazzbury
Raven
Chocolate



Cobalt
Envy

Frame Finish



Chrome
Platinum
Black Diamond[†]



Emerald Stone[†]
Sandstone[†]
Granite[†]



Rubystone[†]
Titanium
Chocolate[†]



Bluestone
Champagne
Gold Vein

[†]Spec Flek

Columbia *Silhoflex* Series



1568

1568 18" Silhoflex Cantilever Chair

1568 Silhoflex Cantilever Chair

Silhoflex seating features a durable polypropylene shell with anti-static surface and a lumbar support system which forces proper posture reducing fatigue. This seat was designed with waterfall and is contoured for optimum posture, comfort and flexibility. For maximum support, the shell rests directly on frame, which is made with 1" diameter and between 16, 14 and 11 gauge steel tubing, with 16 gauge mounting brackets. Columbia exclusive brazed on leg extensions add additional stability.

Back of shell is attractive, ribless and easy to clean, attached with four concealed steel rivets. Columbia's exclusive Sled Base Glides. Also available in 14" (**1564**) and 16" (**1566**).

Soft Plastic



Navy
Ruby
Slate



Lilac
Butter
Green Apple



Jazzbury
Raven
Chocolate



Cobalt
Envy

Frame Finish



Chrome
Platinum
Black Diamond[†]



Emerald Stone[†]
Sandstone[†]
Granite[†]



Rubystonet[†]
Titanium
Chocolate[†]



Bluestone
Champagne
Gold Vein

[†]Spec Flek

Columbia *Silhoflex* Series



1559 Jiggle



2558 Mobile



R155 Rocking

1559 Silhoflex Jiggle Chair

1559 Silhoflex Jiggle Chair

The only truly spring-loaded chair, fostering an enhanced student learning environment. Made with the Columbia exclusive spring jiggle mechanism on our four leg Silhoflex stacking chairs.

2558 Silhoflex Mobile Chair

Silhoflex four-leg chairs with casters available in 18", 16" (**2546**) and 14" (**2544**), are designed with attractive strong and ribless Silhoflex shells. Frame made of 1 1/8" and/or 1" diameter 18 and 16 gauge steel tubing with 16 gauge mounting brackets.

R155 Silhoflex Rocking Chair

A true rocking chair built with four legs and full 14 ga. steel. Floor rocker promoting relaxed learning experience for children of all ages.

Soft Plastic



Navy
Ruby
Slate



Lilac
Butter
Green Apple



Jazzbury
Raven
Chocolate



Cobalt
Envy

Frame Finish



Chrome
Platinum
Black Diamond[†]



Emerald Stone[†]
Sandstone[†]
Granite[†]



Rubystone[†]
Titanium
Chocolate[†]



Bluestone
Champagne
Gold Vein

[†]Spec Flek

Silhoflex Combo Series



See 5528 with caster option page 22

Exclusive Book Bag Hook

5528 Silhoflex Dual Entry



5519 Silhoflex Chair/Desk Combo

Silhoflex Dual Entry Desk

Available in 18"x24" or 19"x26" hard plastic top. Frame made with 1" diameter x 16 gauge steel tubing with 16 gauge mounting brackets, featuring Columbia's exclusive "K" brace design. Includes patented book bag hook.

Our Silhoflex seat was designed with waterfall, is contoured for optimum posture, comfort and flexibility, and attached with four concealed steel rivets. Durable polypropylene shell with anti-static surface, back of shell is attractive, ribless and easy to clean. Lumbar support system forces proper posture reducing fatigue and the shell rests directly on the frame for maximum support.

Choose from Columbia's exclusive Sled Base Steel, TPR, Felt or Armour Glides

Silhoflex Chair/Desk Combo

Available in 18"x24" or 19"x26" hard plastic top. Seat was designed with waterfall, is contoured for optimum posture, comfort and flexibility, and attached with four concealed steel rivets. Back of shell is smooth, durable, attractive, ribless and easy to clean. Available without book basket (**5518**).

- Durable polypropylene shell with anti-static surface
- Lumbar support system forces proper posture reducing fatigue
- Shell rests directly on frame for maximum support
- Frame made with 1" and 1¼" diameter and 16 gauge steel tubing with 16 gauge mounting brackets
- Front leg swaged design for aesthetically pleasing appearance
- Columbia's exclusive Whisper or Whisper Solo Glides

Soft Plastic



Navy
Ruby
Slate



Lilac
Butter
Green Apple



Jazzbury
Raven
Chocolate



Cobalt
Envy

Frame Finish



Chrome
Platinum
Black Diamond*



Emerald Stone*
Sandstone*
Granite*



Rubystone*
Titanium
Chocolate*



Bluestone
Champagne
Gold Vein

*Spec Flek

Silhoflex Tablet and Lab Seating



8554 Silhoflex Tablet

Ergonomic tablet allows easy entry and exit. Frame made with 1" and 1 1/8" diameter x 18 and 16 gauge steel tubing with 16 gauge mounting brackets.

Our Silhoflex seat was designed with waterfall, is contoured for optimum posture, comfort and flexibility, and attached with four concealed steel rivets. Durable polypropylene shell with anti-static surface, back of shell is attractive, ribless and easy to clean. Lumbar support system forces proper posture reducing fatigue and the shell rests directly on the frame for maximum support.

Choose from Columbia's exclusive Whisper or Whisper Solo Glides.

Hard Plastic Tablet Tops



* Subject to an upcharge.

Columbia Manufacturing
has been awarded
Indoor Advantage™ Gold
certification for indoor air
quality - the most rigorous
air quality standard in
the U.S.



2270 Silhoflex Task Chair

Columbia's Silhoflex Multipurpose Task Chair offers individual comfort and durability for classrooms, offices, or technology centers. Our flexible and attractive Silhoflex shell is ergonomically designed and mounted to a pneumatic cylinder and five-star base. Adjusts from 15"-20". All purpose casters are designed for VCT floors or carpet.



2280 Silhoflex Lab Stool

Featuring Columbia's exclusive Silhoflex shell, integrated chrome foot ring and five-star base. Silhoflex lab stool is ergonomically designed for comfort and flexibility. Adjust from 20"-30" with nylon bell glides, standard.

Our flexible and attractive Silhoflex shell is ergonomically designed and mounted to a pneumatic cylinder and five-star base.



1597 Silhoflex Sit/Stand Stool

This attractive and stylish sit/stand stool is designed with welded foot ring to all four legs and equipped with attractive and flexible Silhoflex shell and Columbia's exclusive glides. Available in 27" and 24" (1594) and in chrome only.

Hard Plastic Series

Columbia Solid Plastic Series

Columbia's solid plastic chairs, desks and combination units gives you the added strength, durability and long lasting color that you've relied on for decades. Available in a huge variety of colors many of which are exclusive to Columbia, our solid plastic classroom seating represents the best value for your school budget dollar.



114 Chair


Our Super Stacker is designed to optimize student comfort and maximize stackability. Laboratory tested and certified, this chair provides exceptional durability and comfort. Available in 12", 13½", 15½", and 17½" heights.



152 Chair

For decades, Columbia's "X" brace stacking chair has satisfied demands for dependability and student comfort. Our parallel tube design is created specifically for melamine seats and backs. Available in 12", 13½", 15½", and 17½" heights.

Hard Plastic Seats and Backs



* Subject to an upcharge.



1140/1150 Adjustable Chair

Designed to stack safely and features wall saver design, our most popular stacking chair is available in two adjustable sizes 12"-16" and 14"-18" with durable chrome finished frames.
1140 adjusts 12"-16"
1150 adjusts 14"-18"



1530 Adjustable Chair

Our chair frame uses integrated front legs and back support made from one continuous length of tubing. This design along with our improved T-nut adjustment feature allows for easy, positive adjustment with a hex key or 5/32" allen wrench. Adjusts 12"-16".



1167 Book Bag Chair

New CAD generated book bag chair is designed to optimize floor space and reduce tripping hazards with ample storage space for book bags in the spacious basket under the chair. Available in 17½" height.



139 Chair

Our popular stacking bookrack chair with the added booksaver feature prevents books from sliding out. Its unique design discourages use as a footrest and is formed with heavy-duty 5/8" steel tubing. Available in 15½" and 17½" heights.

Designer Choice hard plastic seats and backs offer style and fashion while providing the durability of thermoset plastic proven to provide years of performance.

Hard Plastic Designers Choice



Frame Finish



⁺Spec Flek



132 Chair







When book storage is needed, our stacking bookrack chair is the perfect choice. Rugged, yet graceful, it is designed to provide optimum strength, posture and durability. Bookrack has heavy-duty 5/8" side rails inserted into and welded to our chair legs. Available in 15½" and 17½" heights.



133 Chair

Need ample book storage with deep sides to prevent books from sliding out? Our bookbasket chair is the answer. Features our basic chair frame made from one continuous length of tubing with a large, sturdy bookbasket of ¼" steel rod welded to the frame prior to painting or plating. Available in 13½", 15½", and 17½" heights.

Hard Plastic Seats and Backs

-  Blue
-  Emerald
-  Wine
-  Red
-  Navy
-  Black
-  Sand
-  Charcoal
-  Maple*
-  Oak*
-  Mahogany*
-  Cocoa
-  Light Gray
-  Wild Cherry*

* Subject to an upcharge.

Hard Plastic Designers Choice

-  Coral Stone
-  Black Granite
-  Desert Marble
-  Curry Fiber
-  Brushed Silver
-  Twilight Blue
-  Blue Marble
-  Cobblestone
-  Sunstone

Frame Finish

-  Chrome
-  Platinum
-  Black Diamond†
-  Emerald Stone†
-  Sandstone†
-  Granite†
-  Rubystone†
-  Titanium
-  Chocolate†
-  Bluestone
-  Champagne
-  Gold Vein

†Spec Flek



2" additional aisle clearance



162 Chair

Maximize comfort and function while minimizing space with Columbia's Cafeteria chair. This model features a back height below table level to prevent upsetting food trays while featuring a compact rear leg design for maximum space utilization. Available in 15½" and 17½" heights.

1117 Chair

Designed primarily for use on carpeted floors, our sled base chair is available only in luxurious sparkling chrome. Wall saver feature allows leg to touch baseboards before chair back touches the wall. Choose from three different sizes 13½", 15½", 17½" heights. Optional glide available.



1130 Adjustable Chair



112 Chair

The backbone of all our chairs starts with our all purpose chair designed with integral front legs and back support made from one continuous length of tubing. This basic design plus parallel tube welding creates the strong durable frame, which most of our chairs are based. Available in four fixed height sizes 12", 13½", 15½", 17½" and adjustable (**1130**) from 12" - 16".

Lab Seating



2320 Lab Stool
Available
without armrest
(2310)

2320 Lab Stool

Columbia's lab stool is designed to offer flexibility without compromising durability and dependability. Our backrest adjusts in or out 2" for superior comfort. Pneumatic lift cylinder adjusts seat height from 20" – 30" and our adjustable 18" chromed foot ring adds 360° of support. Nylon bell glides standard.



2250 Omnia Lab Stool

Featuring our exclusive Omnia double wall polypropylene shell, integrated chrome foot ring and five star base; our lab stool is ergonomically designed for comfort and durability. Adjusts from 20" - 30" with nylon bell glides standard.



1597 SilhoFlex Sit/Stand Stool
Available in 27" and 24"
(1594) and in chrome only.

1897

1897 Omnia Sit/Stand Stool

Our fixed height 27" Sit/Stand stool offers unsurpassed comfort, style and dependability. Foot ring is welded to all four legs for optimum strength and is ideal for science, art rooms or teacher lecture seating. (1894) 24"



0400 Adjustable Stool

Ideal for the lab, art room or locker room, Columbia's stools are designed for flexibility with either adjustable or fixed height 30" stool. Tops available in 5/8" melamine hard plastic in an array of standard and designer color choices. Available in 18" (0408), 24" (0404), 30" (0403), 17"-24" (0400) and 24"-30" (0430).



0203 30" Fixed Height Stool















Same frame design and height options as our #0400 stools but with 13" high impact styrene tops in pebble finish. Available in sand, royal blue or black. Available in adjustable height 17" - 24" (0200). 18" (0208), 24" (0204), 30" (0203), 17"-24" (0200) and 24"-30" (0230).

Soft Plastic

	Raven
	Midnight
	Jazzberry
	Pumice
	Butter
	Celery
	Grape
	Almond
	Ruby
	Envy
	Cobalt
	Caribbean Blue
	Slate
	Lime Green
	Harvest Orange
	Khaki
	Teal
	Graphite
	Terakhata
	Green Apple

Mobile Series

Hard Plastic Seats and Backs

	Blue
	Emerald
	Wine
	Red
	Navy
	Black
	Sand
	Charcoal
	Maple*
	Oak*
	Mahogany*
	Cocoa
	Light Gray
	Wild Cherry*

* Subject to an upcharge.

Hard Plastic Designers Choice

	Coral Stone
	Black Granite
	Desert Marble
	Curry Fiber
	Brushed Silver
	Twilight Blue
	Blue Marble
	Cobblestone
	Sunstone

Frame Finish

	Chrome
	Platinum
	Black Diamond†
	Emerald Stone†
	Sandstone†
	Granite†
	Rubystone†
	Titanium
	Chocolate†
	Bluestone
	Champagne
	Gold Vein

†Spec Flek



2873 Omnia Caster Chair



2899 Caster Basket Chair

Double wall, blow Injection molded, modern design with ergonomic wrap around back and lumbar support. Equipped with four compression casters and book storage basket.

Mobile Series



2270 Silhoflex Task Chair





















Columbia's Silhoflex Multipurpose Task Chair offers individual comfort and durability for classrooms, offices, or technology centers. Our flexible and attractive Silhoflex shell is ergonomically designed and mounted to a pneumatic cylinder and five-star base. Adjusts from 15"-20". All purpose casters are designed for VCT floors or carpet.

At Columbia, we build all our combination units into a sturdy, one-piece unit for maximum stability and strength. From 360° brazed points to swaged legs, our combination units provide frames with superior structural integrity while offering the most professional finish and style. The Columbia Dual Entry Combination is a practical choice designed for easy entry on both sides. Engineered to provide easy entry and student comfort, our sled base is undeniably the strongest unit available in the industry.




2558 Silhoflex Mobile Chair

Soft Plastic

	Raven
	Midnight
	Jazzberry
	Pumice
	Butter
	Celery
	Grape
	Almond
	Ruby
	Envy
	Cobalt
	Caribbean Blue
	Slate
	Lime Green
	Harvest Orange
	Khaki
	Teal
	Graphite
	Terakhata
	Green Apple

Hard Plastic Seats and Backs



* Subject to an upcharge.

Hard Plastic Designers Choice



Frame Finish



†Spec Flek



2240 Omnia Computer Chair

Our Omnia computer chair offers individual comfort and everyday durability for the office, classroom or technology centers. Our attractive, ergonomically designed shell is mounted to a pneumatic cylinder and five-star base. Adjusts 15" - 20". All-purpose casters are designed for VCT floors or carpet.



2873 Omnia Caster Chair

Our new Omnia stacking chair is designed to optimize student comfort, styling and stackability. Chair provides exceptional durability and comfort.

2873 Caster Chair 13", **2875** Caster Chair 15", **2877** Caster Chair 17". All purpose casters are designed for VCT floors or carpet.



2899 Caster Basket Chair

Designed for comfort and flexibility, our backrest pivots 24 degrees mounted to adjustable tilt back support for optimum comfort and support. Rugged 5 star base includes twin wheel casters with self-locking brakes for added safety. Available with or without arms (**2210**). Adjustable from 15" - 20" heights.



2527 Chair

Our mobile classic "X" brace style chair has offered years of proven performance featuring our rugged 1" frame and steel ball bearing swivel casters. Hard plastic seats and backs resist marring and staining. Available in 17½" height.

Mobile Series



2270 Silhoflex Task Chair

Columbia's Silhoflex Multipurpose Task Chair offers individual comfort and durability for classrooms, offices, or technology centers. Our flexible and attractive Silhoflex shell is ergonomically designed and mounted to a pneumatic cylinder and five-star base. Adjusts from 15"-20". All purpose casters are designed for VCT floors or carpet.

At Columbia, we build all our combination units into a sturdy, one-piece unit for maximum stability and strength. From 360° brazed points to swaged legs, our combination units provide frames with superior structural integrity while offering the most professional finish and style. The Columbia Dual Entry Combination is a practical choice designed for easy entry on both sides. Engineered to provide easy entry and student comfort, our sled base is undeniably the strongest unit available in the industry.



1300 Computer Chair





















Our model 1300 with melamine hard plastic seat and back delivers quick, convenient pneumatic seat height adjustment from 15" - 20".



2558 Silhoflex Mobile Chair

Silhoflex four-leg chairs with casters available in 18", 16" (**2546**) and 14" (**2544**), are designed with attractive strong and ribless Silhoflex shells. Frame made of 1 1/8" and/or 1" diameter 18 and 16 gauge steel tubing with 16 gauge mounting brackets.

Soft Plastic

-  Raven
-  Midnight
-  Jazzberry
-  Pumice
-  Butter
-  Celery
-  Grape
-  Almond
-  Ruby
-  Envy
-  Cobalt
-  Caribbean Blue
-  Slate
-  Lime Green
-  Harvest Orange
-  Khaki
-  Teal
-  Graphite
-  Terakhata
-  Green Apple

Combo Series

At Columbia, we build all our combination units into a sturdy, one-piece unit for maximum stability and strength. From 360° brazed points to swaged legs, our combination units provide frames with superior structural integrity while offering the most professional finish and style. The Columbia Dual Entry Combination is a practical choice designed for easy entry on both sides. Engineered to provide easy entry and student comfort, our sled base is undeniably the strongest unit available in the industry.



5528 Silhoflex Dual Entry Combo

Available in 18" x 24" or 19" x 26" hard plastic top. Frame made with 1" diameter x 16 gauge steel tubing with 16 gauge mounting brackets, featuring Columbia's exclusive "K" brace design. Includes patented book bag hook.

Our Silhoflex seat was designed with waterfall, is contoured for optimum posture, comfort and flexibility, and attached with four concealed steel rivets. Durable polypropylene shell with anti-static surface, back of shell is attractive, ribless and easy to clean. Lumbar support system forces proper posture reducing fatigue and the shell rests directly on the frame for maximum support.

Choose from Columbia's exclusive Sled Base Steel, TPR, Felt or Armour Glides
2 Hard Rubber Casters added to front bottom of frame allowing for a wheel barrel effect when moving unit to another location.

Soft Plastic

	Raven
	Midnight
	Jazzberry
	Pumice
	Butter
	Celery
	Grape
	Almond
	Ruby
	Envy
	Cobalt
	Caribbean Blue
	Slate
	Lime Green
	Harvest Orange
	Khaki
	Teal
	Graphite
	Terakhata
	Green Apple

Frame Finish

	Chrome
	Platinum
	Black Diamond [†]
	Emerald Stone [†]
	Sandstone [†]
	Granite [†]
	Rubystone [†]
	Titanium
	Chocolate [†]
	Bluestone
	Champagne
	Gold Vein

[†]Spec Flek

Hard Plastic Desk Tops

	Sand
	Mahogany*
	Light Gray
	Brushed Silver
	Oak*
	Charcoal
	Maple*
	Wild Cherry*

* Subject to an upcharge.

Combo Series



12 Year Warranty

Hard Plastic Seats and Backs

	Blue
	Emerald
	Wine
	Red
	Navy
	Black
	Sand
	Charcoal
	Maple*
	Oak*
	Mahogany*
	Cocoa
	Light Gray
	Wild Cherry*

* Subject to an upcharge.

528 Dual Entry Combo

Available in our durable chrome finish or 7 decorator Spec Flek® colors, our dual entry combination is engineered with full seat support and our unique "K" brace for optimum strength. Flat top design allows for easy ganging/clustering options.

Hard Plastic Designers Choice

	Coral Stone
	Black Granite
	Desert Marble
	Curry Fiber
	Brushed Silver
	Twilight Blue
	Blue Marble
	Cobblestone
	Sunstone



12 Year Warranty

Frame Finish















	Chrome
	Platinum
	Black Diamond†
	Emerald Stone†
	Sandstone†
	Granite†
	Rubystone†
	Titanium
	Chocolate†
	Bluestone
	Champagne
	Gold Vein

†Spec Flek

527 Dual Entry Combo

When a sled base combination without a bookbasket is called for, look no further than our model 527. Featuring the same heavy-duty construction as our 528 model, both models come standard with our exclusive book bag hook and a 12-year warranty on our complete unit. Flat top design for easy ganging.

Hard Plastic Seats and Backs

	Blue
	Emerald
	Wine
	Red
	Navy
	Black
	Sand
	Charcoal
	Maple*
	Oak*
	Mahogany*
	Cocoa
	Light Gray
	Wild Cherry*

* Subject to an upcharge.



12 Year Warranty



5257



Flat top design for easy ganging

5267 Combination Chair Desk

Our most popular chair/desk combination offers a unitype frame featuring 1 ¼", 16 gauge legs and top support. Our full length brace joining the right front leg, lower part of desk frame and back support tube provide unequaled strength and durability without restricting arm movement and access to book basket from both sides. Flat top design for easy ganging. Available in 17½" height. Optional book bag hook.

Hard Plastic Desk Tops

	Sand
	Mahogany*
	Light Gray
	Brushed Silver
	Oak*
	Charcoal
	Maple*
	Wild Cherry*

* Subject to an upcharge.

Frame Finish

	Chrome
	Platinum
	Black Diamond†
	Emerald Stone†
	Sandstone†
	Granite†
	Rubystone†
	Titanium
	Chocolate†
	Bluestone
	Champagne
	Gold Vein

†Spec Flek



5117



5127 Extra Large Tablet

Solid frame construction and design combined with our enormous tablet top makes this our most popular jumbo combination unit. Full-length brace provides superior strength. Also available without basket (**5117**). Flat top design for easy ganging. Available in 17½" height. Optional book bag hook.



Flat top design for easy ganging

At Columbia, we build all our combination units into a sturdy, one-piece unit for maximum stability and strength. From 360° brazed points to swaged legs, our combination units provide frames with superior structural integrity while offering the most professional finish and style. The Columbia Dual Entry Combination is a practical choice designed for easy entry on both sides. Engineered to provide easy entry and student comfort, our sled base is undeniably the strongest unit available in the industry.

583 Open Front Desk Combo

Columbia's quality and our exclusive heavy-duty undercarriage with 1¼" diameter, 14 ga. connector tube makes this desk incredibly strong. The result of our design and manufacturing care results in a chair desk that is unequalled in quality, value, fashion and function. Available in 13½", 15½", 17½" heights. Non-perforated box available **(582)**.



642 Lift Lid Desk Combo (solid book box)















643 Lift Lid Desk Combo

Controlled access, storage and quality construction distinguishes our lift lid chair/desk as our finest. Exclusive patented lift lid supports open well over 60° combined with our exclusive new larger book box (available solid or "see thru") make Columbia the number one choice! Non-perforated box available **(642)**. Hard plastic tops available only.

Hard Plastic Designers Choice

-  Coral Stone
-  Black Granite
-  Desert Marble
-  Curry Fiber
-  Brushed Silver
-  Twilight Blue
-  Blue Marble
-  Cobblestone
-  Sunstone

Hard Plastic Seats and Backs

	Blue
	Emerald
	Wine
	Red
	Navy
	Black
	Sand
	Charcoal
	Maple*
	Oak*
	Mahogany*
	Cocoa
	Light Gray
	Wild Cherry*

* Subject to an upcharge.



871

872 Tablet

Designed to make the most of classroom space, our large tablet chair features our unique twin bar loop support. Available with or without bookracks. We also offer left hand tops. Available in 15½" and 17½" heights. Left hand model (**8757**) available in 17½" height.

Hard Plastic Designers Choice

	Coral Stone
	Black Granite
	Desert Marble
	Curry Fiber
	Brushed Silver
	Twilight Blue
	Blue Marble
	Cobblestone
	Sunstone

Frame Finish

	Chrome
	Platinum
	Black Diamond†
	Emerald Stone†
	Sandstone†
	Granite†
	Rubystone†
	Titanium
	Chocolate†
	Bluestone
	Champagne
	Gold Vein

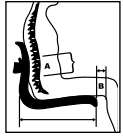
†Spec Flek



878 Tablet

Nothing beats the functional versatility of our chair desk with large writing surface and handy bookbasket designed to securely hold lots of books. Left hand tops available. Optional patented book bag hook available. Available in 15½" and 17½" heights. Left hand model (**8777**) available in 17½" height.

Classic Comfort Series



Columbia's Exclusive Built-in Lumbar Support



Columbia's Classic Comfort Series

Specified by school administrators, architects and designers alike, our Classic Comfort Series seating offers an array of options and applications. From classrooms to music rooms to conference areas, you'll find comfort, durability and value unmatched in our industry.

Add style and comfort with our plush 24lb. density foam and upholstered seats and back pads. Our distinctive back pad features a teardrop design accentuating Columbia's exclusive built in lumbar support. Fabrics protected with Scotch guard finish. Foam and fabric meets Cal TB117. Shells pass Cal TB133.

1267 Classic Comfort Chair

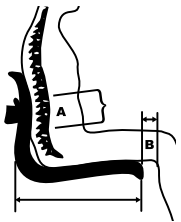
Our most popular soft plastic chair is ergonomically designed with our exclusive built in lumbar support promoting proper posture. One piece polypropylene shell is securely fastened to our best *stacking* chair frame. Available in 12", 13½", 15½", 17½" and 18".



Soft Plastic

	Navy
	Gray
	Wine
	Green
	Bright Blue*
	Bright Yellow*
	Bright Red*
	Black

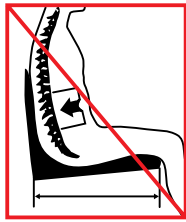
* Available for 12, 13½", and 15½" chairs



I. Classic Comfort Series Correct Posture

- A. Convex Curvature
- B. Proper Leg Distance

Waterfall seat design promotes proper blood circulation in legs.



II. Incorrect Posture

- Forces concave curvatures, resulting in fatigue
- Knees too close, restricts blood flow, causes legs to fall asleep.



2267 Classic Comfort Chair with Casters

When mobility is needed, our comfortable and durable Classic Comfort chair with steel ball bearing swivel casters is economically priced and offers great value. Ideal for students and teachers alike. Available with upholstery (**4367**).



1177 Classic Comfort Book Bag Chair

Created for superior comfort and back support. Our new book bag chair also allows for ample storage of a book bag directly under the chair. Chair will also stack on desk.



1207 Classic Comfort Chair

When book storage is a requirement, our spacious 13" x 12" x 2" basket of 1/4" solid steel rod on our popular Classic Comfort chair is your solution. Practical, comfortable and value priced. Also available with upholstery **(4207)**.



4267 Classic Comfort Upholstered Chair

Our same great Classic Comfort chair as shown on prior page but enhanced with upholstered seat and back for added comfort. Upholstery available for 17 1/2" and 18" chairs.




1217 Classic Comfort Chair Sled Base


When weight and cost savings are the criteria, Columbia offers the solution. Our polypropylene shell has our exclusive lumbar support promoting proper posture. Also available with upholstery **(4217)**.



Upholstery



Soft Plastic



* Available for 12, 13½", and 15½" chairs

Frame Finish



†Spec Flek

4289 Music Chair

Ideal for orchestra applications, our popular music chair is enhanced with rich upholstered seat and back pads for added style and comfort. Available in a variety of colors and fabrics. Available in 17½" (16½" thigh height) and 18" (17½" thigh height), heights.



1289 Music Chair

Durable and ergonomically designed, our music chair supports correct posture and puts musicians in the ideal performing position. Our chairs offer more than chairs selling at twice the price. Available in 16" (14½" thigh height), 17½" (16½" thigh height) and 18" (17½" thigh height), heights.



5307 Classic Comfort Combo

When weight and cost savings are the criteria, Columbia offers the solution. Our polypropylene shell has our exclusive lumbar support promoting proper posture. Includes our exclusive book bag hook. Available without a basket **(5297)**. Available in 17½" height.



8817 Tablet









The hard plastic tablet top compliments our rugged frame and styling of this versatile chair desk. Sixteen gauge tubing throughout provides maximum support and strength. Our one-piece shell is fastened with 8 concealed rivets and features lumbar support and anti-static surface. Includes our exclusive bookbag hook. Available in 17½" height.



5327 Extra Large Tablet

Space, comfort and durability have not been compromised with our extra large tablet unit. Features our unique Classic Comfort shell for unmatched comfort and includes our book bag hook. Available without a basket (**5317**). Available in 17½" height.

Soft Plastic

	Navy
	Gray
	Wine
	Green
	Bright Blue*
	Bright Yellow*
	Bright Red*
	Black


* Available for 12, 13½", and 15½" chairs

Hard Plastic Desk Tops

	Sand
	Mahogany*
	Light Gray
	Brushed Silver
	Oak*
	Charcoal
	Maple*
	Wild Cherry*

* Subject to an upcharge.

Frame Finish

	Chrome
	Platinum
	Black Diamond†
	Emerald Stone†
	Sandstone†
	Granite†
	Rubystonet†
	Titanium
	Chocolate†
	Bluestone
	Champagne
	Gold Vein

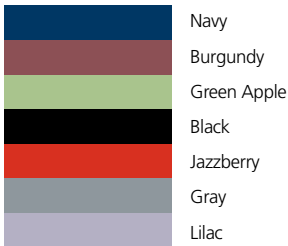
†Spec Flek

Capella Desk Series

Columbia's Capella Desk Series

Columbia's Capella Desk features a stylish, durable one-piece polypropylene book box, laminate top and adjustable legs. Add our popular Classic Comfort Chair and you've got a combination of solid construction and design at an unmatched value.

Soft Plastic



Capella MDF Tops



* Subject to an upcharge.

Frame Finish



Hard Plastic Desk Tops



* Subject to an upcharge.



3140 Capella Desk

The standard model is available with oak or maple MDF laminate tops with premium black Armor Edge, five book box colors and painted legs in black or gray. Adjustable legs are locked into the molded book box and adjust from 22" - 31".



A268 18" Capella Chair shown



126 Chair shown



152 Chair shown



3140 Capella Desk and Chair Options

Choose from a variety of upgrade options in 18" x 24" hard plastic tops, Spec Flek® (shown on page 27) and chrome finish to satisfy any classroom criteria. A variety of chair options adds styling and ergonomics to enhance any classroom.

Desk Series



352 Desk



351 Open Front Desk

Columbia's exclusive "see-thru" book box desk combines style together with a unique deep drawn, embossed, perforated book box. Designed for durability and easy maintenance, this desk offers the largest seamless book box on the market to date. Available in both "solid" (352) and "see-thru" (351). Desk available in both fixed (22", 23½", 26½", 29½") and adjustable heights.



362 Desk



361 Lift Lid Desk

Our unique perforated designed book box allows visibility of the contents by both student and teacher. Desk features the best and most reliable lift lid mechanism available in the industry today. Desk available in both fixed (22", 23½", 26½") and adjustable heights. Hard plastic tops available only. Available in both "solid" (362) and "see-thru" (361).

Metal Book Box

	Blue
	Sand
	Light Gray
	Charcoal
	Wine
	Black Diamond†
	Sandstone†
	Granite†
	Black
	Teal
	Red
	Cocoa
	Emerald
	Bluestone†
	Rubystone†
	Platinum
	Chocolate†
	Emerald Stone†
	Gold Vein
	Champagne
	Titanium

†Spec Flek

Hard Plastic Desk Tops

	Sand
	Mahogany*
	Light Gray
	Brushed Silver
	Oak*
	Charcoal
	Maple*
	Wild Cherry*

* Subject to an upcharge.

Frame Finish

	Chrome
	Platinum
	Black Diamond†
	Emerald Stone†
	Sandstone†
	Granite†
	Rubystone†
	Titanium
	Chocolate†
	Bluestone
	Champagne
	Gold Vein

†Spec Flek

Columbia's Desk Series

At Columbia, we build every desk into a sturdy steel one-piece unit. Parallel tubing and added stretcher tube makes for outstanding durability and strength along with all visible joints hand-brazed for safety and a smooth clean look. From our new visionary desk to our traditional desks with storage capabilities, we offer more options and more exclusive features. Designed to provide your classroom with the solutions you need and in an array of colors to create an exciting learning environment.

Frame Finish



†Spec Flek

Hard Plastic Desk Tops



* Subject to an upcharge.



3779 Desk

This study top desk features a six bar bookrack with ½" formed tubing gracefully designed to accommodate everything within the bookrack area. Available in both fixed (23½", 26½", 29½") and adjustable height (**3770**).



3449 Desk

This study top has a see through basket with ample storage space for books, notebooks and other belongings. The basket offers a deep 4 ½" opening. Available in both fixed and adjustable heights (**3440**).



7129 Desk



7140 Adjustable Sit/Stand Desk



7119 Desk

Our most popular study top desk features a middle brace for added strength and positioned in a manner to discourage use as a footrest. Flat top design allows for ganging/clustering options. Also available in adjustable height (**7110**). Our 7129 Desk features an oversized frame and top (19" x 26") and is also available with basket (**7139**). (**7140**) Adjustable 35"– 42" sit/stand desk. 18" x 24 top, optional 19 x 26 top.



7219 Desk

7449 Desk

Our fixed height study top pedestal desk combines a rugged double upright frame and arched base with our standard high quality top and adjustable glides providing a sleek contemporary design. Available in seven Spec Flek® colors. Available with basket (**7449**) or without basket (**7219**) in 29½" height.



5010 Large Study Top Desk

A generous 36" x 20" melamine top is attached to our rugged steel frame with dual braces under the top for added support. Spreader of ¾" steel enhances stability and durability. Available in 29½" (**5019**) or adjustable to 30" (**5010**) height. Brushed silver hard plastic top not available.



5060 ADA Desk

Sized specifically for wheelchair access, our (**5060**) features adjustability to 34" and offers the same high quality construction as our popular (**501**) study top desk. Brushed silver hard plastic top not available.



5020 Jr. Executive Desk

Columbia's Junior Executive Desk offers versatility, function and value. Designed for more chair room and larger work surface, our book box and modesty panel of 20 ga. steel is available in 18 colors. Available in 29½" (**5029**) or adjustable 22" - 30" height. Brushed silver hard plastic top not available.

Dura-Fold Chair Series

Upholstery




Frame Finish



Bluestone[†]
 Black Diamond[†]
 Emerald Stone[†]
 Sandstone[†]
 Granite[†]
 Rubystone[†]
 Chocolate[†]

[†]Spec Flek



Scuff resistant, high density poly glides.



Interlock adjoining chairs with our patented built in ganging feature.



Add style and elegance with our Spec Flek[®] powder coat finishes and durable fabrics.



Designed to support standing weight without folding along with self-leveling characteristics, our compact design has up to ½" narrower profile than other folding chairs.



4237 Branded Folding Chair

2237 Folding Chair

Superb value, comfort, safety and style make our folding chair the product of choice. Standard features include integral ganging feature, scuff resistant high density glides plus our own exclusive Spec Flek[®] finish make our Dura-Fold chairs an extraordinary value.

4237 Branded Folding Chair, show your organizations pride by putting any logo on the vinyl padded seat and back.



0033 (Holds 56 unupholstered chairs)



0031 (Holds 50 unupholstered chairs)

4237 Folding Chair

Choose from five designer fabrics of plush 24lb. density foam pads secured with tamper resistant fasteners. Fabric and pads meet Cal TB117. Columbia's folding chair outperforms and out-classes all the others! Both vertical and horizontal chair carts available.

Dura-Fold Table and Chairs



7063 20"x72"
Training Table



7052 60" Round



7043 30"x72"
7045 30"x96"

7063 Dura-Fold Folding Training Table

Superb value, comfort, safety and style along with our quality top of double wall high-density polyethylene make our folding table and chairs the product of choice. Rugged 18 gauge frames from 1" to 1 1/4" provide a simple solution to your table and seating requirements with durability at an affordable price. Rich, environmentally friendly powder coat finish on frames with scuff resistant glides. Table frames nest and lock inside tops for easy stacking and storage.



2238 Dura-Fold Folding Chair

Our compact folding chair is designed to support standing weight without folding along with self-leveling characteristics. Columbia's exclusive Dura-Fold chair has up to 1/2" narrower profile than most folding chairs allowing more chairs to be stored in minimal space. For quick, convenient seating at a moments notice; Columbia Dura-Fold chairs offer quality without putting a strain on your budget. Both vertical (**0033**) and horizontal (**0031**) chair carts available.



0033



0031



Nesting Series

Frame Finish



†Spec Flek

MDF Tops



* Subject to an upcharge.

Hard Plastic Desk Tops



* Subject to an upcharge.

Dura Edge Treatment



3639 and 3649 Plus and Minus Nesting Desks

The Ultimate collaborative, engaging and mobile desk in the market place with ability to equip the units with two or four casters. Enhanced learning environment by providing different study pods. Top is made of HPL product with exclusive Columbia Duro Edge.

Stacking Series



Desks nest 5 high

Frame Finish

	Chrome
	Platinum
	Black Diamond†
	Emerald Stone†
	Sandstone†
	Granite†
	Rubystone†
	Titanium
	Chocolate†
	Bluestone
	Champagne
	Gold Vein

†Spec Flek

MDF Tops

	Folkstone
	Oak*
	Maple*

* Subject to an upcharge.

Hard Plastic Desk Tops

	Sand
	Mahogany*
	Light Gray
	Brushed Silver
	Oak*
	Charcoal
	Maple*
	Wild Cherry*

* Subject to an upcharge.

3699 Stacking Desk

Available in 19x26, 22x26 and 24x30 hard plastic or HPL tops with exclusive Columbia Duro edge. Desks nest 5 high. They can be equipped with two or four casters for ease of movement and collaboration.

Gathering Table Series

Frame Finish



[†]Spec Flek

MDF Tops



* Subject to an upcharge.



6353 Gathering Table

Columbia's 43" Gathering Table features a symmetrical shape to allow for nesting of multiple tables, with ample clearance for end of table standing or seating. Includes a shelf to help keep things stowed, with Dura edge on top and shelf. Available in 37" height (**6357**).

- 48" x 60" x 1" thick MDF top
- 36" x 48" x 5/8" thick MDF shelf
- 7/8" x 16 gauge stretcher ensures proper stability
- 1 3/4" square x 16 gauge legs and 43" overall height
- 1 3/4" square poly glides

Columbia Manufacturing has been awarded Indoor Advantage™ Gold certification for indoor air quality - the most rigorous air quality standard in the U.S.



3853 Adjustable Hexagon Desk

3883 Octagon Sit/Stand

1885, 1887 Omnia Cantilever Sit/Stand shown with 3680 Tri-corner

1594, 1597 Sihoflex Sit/Stand shown with 3680 Tri-corner





6242 Gathering Table

Available in two shapes and two heights. A perfect sit/stand table to gather around to collaborate. Could be used as a teacher/teacher conference table, teacher/student conference table, parent/teacher conference table, student/student conference table as well as a café table. Table is made in either 43" height or 37" height. The taller version is equipped with a storage shelf. Unit can be equipped with optional power or data ports. Frame is fully supported with cross braces for enhanced stability and strength. Tops can be made with HPL MDF with Columbia exclusive Duro Edge or HPL P.B. option with T molding.



Charging table detail.

Frame Finish

	Chrome
	Platinum
	Black Diamond [†]
	Emerald Stone [†]
	Sandstone [†]
	Granite [†]
	Rubystone [†]
	Titanium
	Chocolate [†]
	Bluestone
	Champagne
	Gold Vein

[†]Spec Flek

HPL Tops

	Mahogany
	Limestone
	Graystone
	Autumn Slate
	Natural Cherry
	Hunter Green
	Folkstone
	Light Oak
	Concrete
	Jamocha Granite
	Navy Grafix
	Almond

Edging

	Black
	Gray
	Navy
	Wine
	Brown
	Emerald
	Bright Blue
	Bright Red
	Bright Yellow
	Armor

Dura Edge Treatment

	Black
	Brown

Puzzle Series

Frame Finish











	Chrome
	Platinum
	Black Diamond [†]
	Emerald Stone [†]
	Sandstone [†]
	Granite [†]
	Rubystone [†]
	Titanium
	Chocolate [†]
	Bluestone
	Champagne
	Gold Vein

[†]Spec Flek

HPL Tops

	Mahogany
	Limestone
	Graystone
	Autumn Slate
	Natural Cherry
	Hunter Green
	Folkstone
	Light Oak
	Concrete
	Jamocho Granite
	Navy Grafix
	Almond

Edging

	Black
	Gray
	Navy
	Wine
	Brown
	Emerald
	Bright Blue
	Bright Red
	Bright Yellow
	Armor

Dura Edge Treatment

	Black
	Brown



6450 Puzzle Diamond Hexagon tables with Galaxy legs

A perfect collaborative learning pod with several ganging options. An optional metal book box can be offered with the unit to provide additional book storage. Columbia's exclusive Galaxy legs can be made with either adjustable or fixed heights. A pod of six can be equipped with an optional stand alone charging station. Units can be equipped with 1-3 optional casters. Table legs are equipped with Nylon adjustable glides make it a perfect fit for every floor option. Tops can be made with HPL MDF and Columbia exclusive Duro Edge or HPL P.B. option with T molding. All surfaces can be equipped with optional Dry Erase surface.



6480 Puzzle Pentagon tables with charger and Galaxy legs

A unique design with numerous attractive color options. A perfect collaborative learning pod with several ganging options. This design allows for ample work area, collaborative and engaging learning experience. Columbia's exclusive Galaxy legs can be made with either adjustable or fixed heights. A pod of five can be equipped with an optional stand alone charging station. Units can be equipped with 1-3 optional casters. Table legs are equipped with Nylon adjustable glides make it a perfect fit for every floor option. Tops can be made with HPL MDF and Columbia exclusive Duro Edge or HPL P.B. option with T molding. All surfaces can be equipped with optional Dry Erase surface.



6370 Six-Position Hexagon Puzzle Table

Our 6370 puzzle table comes in a variety of shapes and sizes, customized to your specifications, and can be adjusted from 22" to 31" height, also available in 30" fixed height

With a 1 1/4" thick top, legs are 1 3/8" x 16 gauge, leg inserts are 1 1/4" 16 gauge steel tubing. PVC edging will stand up to bumps while protecting furniture.

Includes Solo Whisper Glides, or optional Steel, Armor, Armor II and Whisper Glides.



6380 Wave Table with Galaxy Legs

Versatility describes our Wave table. Ideal for classrooms, training rooms, workrooms and any collaborative learning environment. Can be equipped with adjustable modern Galaxy legs, standard activity table legs, or fixed height legs. Nylon adjustable glides suitable for all surfaces or optional two or four casters available. Top is made with the strongest Northern Canadian wood with both surfaces laminated and balanced providing the very best table top in the industry. Available in several sizes (30x60", 30x72", 30x54" and others).

Frame Finish

	Chrome
	Platinum
	Black Diamond [†]
	Emerald Stone [†]
	Sandstone [†]
	Granite [†]
	Rubystone [†]
	Titanium
	Chocolate [†]
	Bluestone
	Champagne
	Gold Vein

[†]Spec Flek

HPL Tops

	Mahogany
	Limestone
	Graystone
	Autumn Slate
	Natural Cherry
	Hunter Green
	Folkstone
	Light Oak
	Concrete
	Jamocha Granite
	Navy Grafix
	Almond

Edging

	Black
	Gray
	Navy
	Wine
	Brown
	Emerald
	Bright Blue
	Bright Red
	Bright Yellow
	Armor










Computer Series

Columbia's Computer Table Series

Columbia's computer workstations are an exercise in style and value, featuring all the versatility, comfort, durability and function you'd expect from Columbia. Available in both fixed and adjustable heights along with a variety of Designer Choice laminates ensures a product that will last and one you'll be proud of.

Top options shown on page 42.

Edging

-  Black
-  Gray
-  Navy
-  Wine
-  Brown
-  Emerald
-  Bright Blue
-  Bright Red
-  Bright Yellow



Available in 24 - 30" width and 48" - 72" lengths.

6140 Adjustable 24 x 48 Computer Table

The style is clean and timeless, designed for flexibility and ergonomically correct. Our adjustable computer workstation offers adjustability from 27" - 35" to satisfy multiple needs. Brushed aluminum base and side panels add a touch of sophistication. Tops come with grommet holes positioned in center of top. Also available as a 30" x 60" table (**6143**). (One optional keyboard tray or cpu holder available on **6143** only). Available with optional rectangular tops.



2527 Chair

Mobile "X" brace chair with swivel casters.



2267 Chair

Classic Comfort chair with casters. Available with optional upholstery (**4367**).



1300 Chair

Melamine seat and back pneumatic lift chair. Seat height 15" - 20".



4280 Chair

Classic Comfort pneumatic lift chair. Shown with upholstered seat and back pads. Available with arm rest (**4290**).



Ergonomically designed 1" top of 48-50 lb. density northern hardwoods.



Attractive steel modesty panel with wire management trough. 48", 60" and 72" available. Available in black and platinum.*

*Platinum subject to upcharge.



Select from several pre-wired data and power port options to enhance set up.



Four swivel casters give tables easy mobility. Two casters are equipped with locks.



0071X Retractable keyboard/mouse trays let you position your keyboard for easy access.



0081X CPU holder designed to mount under table and offers flexible width and height adjustments.



Shown with optional modesty panel.



Available in 24 - 30" width and 48" - 72" lengths.

6153 Fix Height 30 x 60 Computer Table

Contemporary styled frame and ergonomically enhanced top will add flair and function to facilitate classroom computing. Computing accessories are also available to enhance a variety of educational and workplace applications. Shown with optional casters for ease of mobility. Also available as a 30" x 72" table (**6154**). 30" x 72" can accommodate 2 optional cpu holders and 2 optional keyboard trays. 30" x 60" can accommodate either 2 cpu holders or 2 keyboard trays or 1 of each. Standard rectangular top required.



2220 Chair

Melamine seat and back with tilt back rest. Pneumatic lift. Available with or without armrests (**2210**).



2558 Silhoflex Mobile Chair

Silhoflex four-leg chairs with casters available in 18", 16" (**2546**) and 14" (**2544**), are designed with attractive strong and ribless Silhoflex shells. Frame made of 1 1/8" and/or 1" diameter 18 and 16 gauge steel tubing with 16 gauge mounting brackets.



2240 Omnia Computer Chair

Ergonomically designed shell is mounted to a pneumatic cylinder and five-star base. Adjusts 15" - 20". Casters designed for VCT floors or carpet.



2250 Omnia Lab Stool

A lab stool that features great comfort, style and durability with our double wall shell, integrated chrome foot ring and five star base. Adjusts 20" - 30". Nylon bell glides are standard.

Computer Series

Frame Finish

	Platinum
	Black Diamond [†]
	Emerald Stone [†]
	Sandstone [†]
	Granite [†]
	Rubystone [†]
	Titanium
	Chocolate [†]
	Bluestone
	Champagne
	Gold Vein

[†]Spec Flek

Edging

	Black
	Gray
	Navy
	Wine
	Brown
	Emerald
	Bright Blue
	Bright Red
	Bright Yellow
	Armor

Dura Edge Treatment

	Black
	Brown

HPL Tops

	Mahogany
	Limestone
	Graystone
	Autumn Slate
	Natural Cherry
	Hunter Green
	Folkstone
	Light Oak
	Concrete
	Jamocho Granite
	Navy Grafix
	Almond



6649 Computer/Planner Table

Columbia's Computer / Planner Tables offer an excellent alternative for those looking for attractive styling, rugged frame and large casters.

Model **6649** = 24" x 48", Model **6659** = 24" x 60", Model **6669** = 24" x 72",
Model **6679** = 30" x 48", Model **6689** = 30" x 60", Model **6699** = 30" x 72".

All Models Are Fixed Height = 30". 24" x 60" x 30"h. Computer/Training Table - with casters and optional modesty panel.



6701 Training Table

Columbia's Training Tables offer an excellent alternative for those looking for attractive styling with a rugged frame. The offset "T" leg design ensures easy entry and exit. Ideal for lecture halls and seminars. Model **6701** = 24" x 48", Model **6702** = 24" x 60", Model **6703** = 24" x 72".

All Models Are Fixed Height = 30". T-Leg Training Table with optional modesty panel.



6549 Nesting Table

Columbia's Nesting Tables offer an excellent alternative for those looking for storage space when the tables are not in use. Columbia's attractive styling, rugged frame and simple locking mechanism offers the best choice in the industry. Model **6549** = 24" x 48", Model **6559** = 24" x 60", Model **6569** = 24" x 72", Model **6579** = 30" x 48", Model **6589** = 30" x 60", Model **6599** = 30" x 72". All Models Are Fixed Height = 30".

Nesting Space Required;

Determine the width of the table times the quantity of the tables plus one foot. For Example; If you have (5) 60" tables, you need 5'x6' of floor space.

If you have (10) 60" tables, you need 5'x11' of floor space.

Model **6559** – 24" x 60" x 30"h – Nesting Table - With casters.

Frame Finish

	Platinum
	Black Diamond [†]
	Emerald Stone [†]
	Sandstone [†]
	Granite [†]
	Rubystone [†]
	Titanium
	Chocolate [†]
	Bluestone
	Champagne
	Gold Vein

[†]Spec Flek

Edging

	Black
	Gray
	Navy
	Wine
	Brown
	Emerald
	Bright Blue
	Bright Red
	Bright Yellow
	Armor

Dura Edge Treatment

	Black
	Brown

HPL Tops

	Mahogany
	Limestone
	Graystone
	Autumn Slate
	Natural Cherry
	Hunter Green
	Folkstone
	Light Oak
	Concrete
	Jamocha Granite
	Navy Grafix
	Almond



Computer Series

Frame Finish

	Platinum
	Black Diamond [†]
	Emerald Stone [†]
	Sandstone [†]
	Granite [†]
	Rubystone [†]
	Titanium
	Chocolate [†]
	Bluestone
	Champagne
	Gold Vein

[†]Spec. Flek

Edging

	Black
	Gray
	Navy
	Wine
	Brown
	Emerald
	Bright Blue
	Bright Red
	Bright Yellow
	Armor

Dura Edge Treatment

	Black
	Brown

HPL Tops

	Mahogany
	Limestone
	Graystone
	Autumn Slate
	Natural Cherry
	Hunter Green
	Folkstone
	Light Oak
	Concrete
	Jamocho Granite
	Navy Grafix
	Almond



6620 Flip Top Computer Table

Available in 24x60, . Available in 24x60, 30x60, 24x48, 24x72.

One of the strongest computer tables in the industry with built in wire management tray and a 6" deep flip top with two built-in grommet holes to untangle all the wires from the surface. Steel hinged Flip top allows the user to have full access to the wire management tray. Frame is designed with two 1.5x1.5x16 T legs and 1.25x1.25x16 chrome inserts. Unit can be equipped with either 2 or 4 optional casters. Optional power and data ports can be added to the unit as well. Tops can be made with HPL MDF with Columbia exclusive Duro Edge or HPL P.B. option with T molding.

Planner Series



Frame Finish

	Platinum
	Black Diamond†
	Emerald Stone†
	Sandstone†
	Granite†
	Rubystone†
	Titanium
	Chocolate†
	Bluestone
	Champagne
	Gold Vein

†Spec Flek

Edging

	Black
	Gray
	Navy
	Wine
	Brown
	Emerald
	Bright Blue
	Bright Red
	Bright Yellow
	Armor

Dura Edge Treatment

	Black
	Brown

HPL Tops

	Mahogany
	Limestone
	Graystone
	Autumn Slate
	Natural Cherry
	Hunter Green
	Folkstone
	Light Oak
	Concrete
	Jamocho Granite
	Navy Grafix
	Almond

7000 Planner Table

The strongest planner/work table in the industry. Available in various top sizes. 30x60, 30x72, 24x60, 24x48, 36" R, 42" R, 48" R All welded steel frame with full welded top support made of 1x1x16 ga. steel. Legs can be either adjustable or fixed height, made of 1.125x1.125x18 ga. steel and 1x1x16 ga chrome inserts. Unit can be equipped with 2 or 4 optional casters. Tops can be made with HPL MDF with Columbia exclusive Duro Edge or HPL P.B. option with T molding.

Pneumatic Series

Hard Plastic Desk Tops

	Sand
	Mahogany*
	Light Gray
	Brushed Silver
	Oak*
	Charcoal
	Maple*
	Wild Cherry*

* Subject to an upcharge.

Frame Finish

	Platinum
	Black Diamond†
	Emerald Stone†
	Sandstone†
	Granite†
	Rubystonet
	Titanium
	Chocolate†
	Bluestone
	Champagne
	Gold Vein

†Spec Flek

MDF Tops

	Folkstone
	Oak*
	Maple*

* Subject to an upcharge.

Other options available upon request.

Dura Edge Treatment

	Black
	Brown



3701 Pneumatic Lift Desk
Optional wiggle bar

3700 Pneumatic Lift Desk

Equipped with two concealed pneumatic lift cylinders, operated with a single adjustment lever, Columbia's Pneumatic Lift Desk is adjustable from 28" to 41" high and features a 26" x 31" MDF top, or optional 24" x 30" hard plastic top.

Frame is made from 1½" x 18 gauge square tube, 1½" diameter 16 gauge, 1 1/8" diameter 18 gauge, and 7/8" diameter 16 gauge tubing. Columbia's adjustable Armor Glides included.

An optional ergonomic wiggle bar (must specify wiggle bar when ordering model **(3700)**) can be stowed when in sitting position.

Cafeteria Table




Tops



Dura Edge Treatment



Frame Finish



7079 Folding Cafeteria Table

With ample seating for 12, Columbia's exclusive pneumatic lift assist provides easy opening and closing. Our exclusive self-locking gravity enforced device ensures the table will not open or close unless the lock is released by the user.

Features a unified heavy duty steel frame top support, Dura edge or varnish on table tops and seating, 4" heavy duty non-marking swivel casters and durable polyethylene glides.

Available in 10' (**7078**) or 12' (**7079**) bench, or 12 seat stool-top style (**7080**).



Self-locking gravity enforced device when the table is folded into storage position.



Packaged for damage-free shipping



Table Seat Option
13" diameter Polypropylene Stool Seat



Cafeteria Table Seat Option
13" diameter Russian Birch Stool Seat with Dura-Edge

Teacher's Desk Series



9029 Double Pedestal Desk

Get organized with our spacious 30" x 60" double pedestal desk featuring three full depth file drawers and two box drawers with ball bearing construction. Locks on all pedestals and center drawer.

9019 Single Pedestal Desk

Ideal for any office or classroom, our 30" x 48" single pedestal desk is available in either Granite or Sandstone Spec Flek® finish with your choice of 12 designer laminates and 9 decorator edge band colors.



Secure contents with locks furnished on every pedestal and center drawer of our desks. Individually keyed.



Twenty gauge steel drawers and files are mounted with rugged steel ball bearing drawer slides for maximum dependability and effortless motion.



Optional keyboard tray

9079 L-Shape Desk (right hand return shown)

Complimenting our rugged, steel frame single pedestal desk is our new L-shaped desk with either a left hand or right hand return. Footprint measures 72" x 72" with the 27" x 42" return. Stand-alone double pedestal desk (9029) is also available. Desks feature 20-gauge steel, full depth drawer with steel ball bearing construction. Available in sandstone or granite frame. 12 laminate top choices to choose from. (9079) edge is self-laminated.



Optional keyboard tray

9039 Sidebar Desk

Extended 30" x 60" work surface on our single pedestal desk provides the opportunity for conferencing. File drawers move effortlessly on steel ball bearing glides.

Columbia's quality teacher's desks are appreciated for their distinct contemporary styled curved drawer fronts, enclosed pedestal bases and our classic 20 gauge steel construction providing the style and function for years of service.

HPL Tops

-  Mahogany
-  Limestone
-  Graystone
-  Autumn Slate
-  Natural Cherry
-  Hunter Green
-  Folkstone
-  Light Oak
-  Concrete
-  Jamocha Granite
-  Navy Grafix
-  Almond

Frame Finish

-  Sandstone*
-  Granite*

*Spec Flek

Edging

-  Black
-  Gray
-  Navy
-  Wine
-  Brown
-  Emerald
-  Bright Blue
-  Bright Red
-  Bright Yellow
-  Armor



9052 Two drawer File Cabinet

For additional storage space, our two drawer file cabinet is the answer. Same quality construction as our desks. Lock included.



9054 Four Drawer File Cabinet

For additional storage space, our four drawer file cabinet is the answer. Same quality construction as our desks. Lock included.

Activity Tables



All tables above 60" in length include our exclusive heavy duty stretcher tube structurally engineered to provide optimum support. Dedication to quality is obvious in all our tables starting with a full 1¼" top of northern Canadian hardwood that is up to 25% denser than competitive tables. Top surface laminates in choice of 12 popular patterns and our bottom surface is high pressure laminate as well, forming a true balanced top.

Custom table sizes and shapes available upon request.

Columbia Manufacturing has been awarded Indoor Advantage™ Gold certification for indoor air quality - the most rigorous air quality standard in the U.S.



6020 30 x 60 Table

Versatility describes our activity tables. Ideal for classrooms, training rooms, workrooms and any collaborative learning environment. Available in multiple sizes with widths from 18" to 36" and lengths from 48" to 72".



6100 42" Round Table

Coordinate trim colors and frame colors on our tables with most of our chairs using color as an integrating theme. Available in 48" round (**6110**) or 60" round (**6120**).



6510 Trapezoid Table

Canadian hardwood is balanced with high pressure laminate on both top and bottom for superior moisture protection and rigidity. Our adjustable legs, 21" to 30" are the largest and strongest in the industry. Available in 24" x 48" size (**6500**).

Activity Tables



6400 Kidney Table

Our spacious 48" x 72" kidney shaped table is ideal to facilitate group activities.

HPL Tops

	Mahogany
	Limestone
	Graystone
	Autumn Slate
	Natural Cherry
	Hunter Green
	Folkstone
	Light Oak
	Concrete
	Jamocho Granite
	Navy Grafix
	Almond

Frame Finish

	Chrome
	Platinum
	Black Diamond*
	Emerald Stone*
	Sandstone*
	Granite*
	Rubystone*
	Titanium
	Chocolate*
	Bluestone
	Champagne
	Gold Vein

*Spec Flek

Edging

	Black
	Gray
	Navy
	Wine
	Brown
	Emerald
	Bright Blue
	Bright Red
	Bright Yellow
	Armor



6300 Horseshoe

This 60" x 66" table brings teachers and students closer for enhanced collaborative learning.

Galaxy Series

HPL Tops

	Mahogany
	Limestone
	Graystone
	Autumn Slate
	Natural Cherry
	Hunter Green
	Folkstone
	Light Oak
	Concrete
	Jamocho Granite
	Navy Grafix
	Almond

Frame Finish

	Chrome
	Platinum
	Black Diamond ⁺
	Emerald Stone ⁺
	Sandstone ⁺
	Granite ⁺
	Rubystonet
	Titanium
	Chocolate ⁺
	Bluestone
	Champagne
	Gold Vein

⁺Spec Flek

Edging

	Black
	Gray
	Navy
	Wine
	Brown
	Emerald
	Bright Blue
	Bright Red
	Bright Yellow
	Armor



6020 30 x 60 Table with Galaxy Table

Versatility describes our activity tables. Ideal for classrooms, training rooms, workrooms and any collaborative learning environment. Available in multiple sizes with widths from 18" to 36" and lengths from 48" to 72".

With optional Galaxy Series Leg 2" diameter fixed height. 30" overall height.



With optional Galaxy Series Leg 2" diameter adjustable height. From 23" to 30" overall height.

Examples of Galaxy Leg Options



3650 Study Top 3-Leg Desk



6480 Puzzle Pentagon table with charger and Galaxy legs



6450 Puzzle Diamond Hexagon tables with Galaxy legs



6380 Wave Table with Galaxy Legs



Limited Warranty

Columbia's hard plastic school furniture is warranted by the manufacturer for 10 years (12 years on select models) from the date of purchase against defects in workmanship and/or materials. Columbia Classic Comfort Series (soft plastic) school furniture is warranted for 5 years and Columbia activity tables and computer work stations are warranted for 2 years.

The warranty means that any part found to be defective during the applicable time period of the warranty will either be repaired or replaced at the option of Columbia. The right is reserved by the manufacturer to replace the whole product.

This warranty does not apply if damage or failure occurs because of abuse, accident, improper installation, or shipping. Columbia will not be liable for any incidental or consequential damage.

COLUMBIA SUGGESTED SIZING CHART BY GRADES

Chair Heights	12"	13½"	15½"	17½"
Desk/Table Heights	22"	23½"	26½"	29½"
Kindergarten	40	60		
1st Grade	20	80		
2nd Grade		50	50	
3rd Grade		25	75	
4th Grade			30	70
5th Grade			20	80
6th Grade				100
7th Grade				100
8th Grade				100
9th Grade				100
Sr. High & College				100

Suggested Height By Percent

Our Mission

MISSION

Columbia's proud tradition of product quality has been a fundamental value of ours since we were founded in 1877. Our quality driven attitude is embodied in our employees, our culture and our Corporate Mission Statement.

We continually improve our processes and product quality with a focus on technically innovative solutions. We constantly invest in new resources to meet and exceed our customers expectations for innovation, quality and on time delivery.

All Columbia products are backed by our company's well earned reputation for craftsmanship, durability and value. Columbia's manufacturing standards are second to none, and we stand behind every product with the industry's best warranty available.

This catalog highlights the broad spectrum of products offered by Columbia.

Customer satisfaction and product improvement is an on-going process at Columbia. Therefore, we reserve the right to make changes in product design, method, materials and colors without prior notice.

We are happy to supply color samples to you upon request to ensure exact color and material.



INDOOR ADVANTAGE GOLD
FURNITURE

Columbia Manufacturing has been awarded **Indoor Advantage™ Gold** certification for indoor air quality - the most rigorous air quality standard in the U.S.



Columbia Manufacturing Inc.
One Cycle Street
Westfield, MA 01085
(413) 562-3664
Fax (413) 568-5345
www.columbiamfginc.com